



### CONTROLS PRESET POSITION, PAN/TILT, ZOOM/FOCUS, DIGITAL CAMERA FUNCTIONS AND RECEIVER/HOUSING.

Panasonic introduces the WV-CU161 system controller. When combined with the WV-CS854 new Super Dynamic II Color Dome Camera, the WV-CU161 enables remote control of various functions for the WV-CS854. The WV-CS854 is a highly advanced and unitized device. Features include 64 preset positions, 300 degree/sec. panning, 360 degree endless panning, 22X zoom and 10X electronic zoom lens. Other features include Patrol Learn Function, color or selectable B/W mode and progressive digital functions. WV-CU161 allows for direct and accurate control of the WV-CS854 with user-friendly operation. The WV-CU161 can control WV-CS854 up to 900 m (3,000 feet) using RG-59U. With an Alarm input/output function and Alarm reset input/output function, WV-CU161 can transfer an alarm signal to an external equipment, such as motion detector. The WV-CU161 is an integral part of any high performance surveillance system.

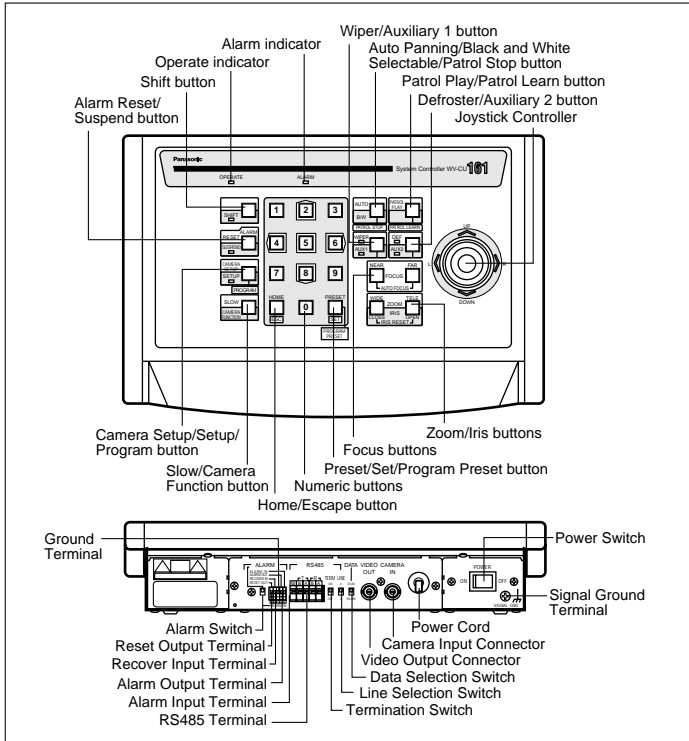
### Key Features

- Preset Control (64 positions function, focus, zoom ratio, rotation mode, etc.)
- Lens Control (zoom ratio, focus, iris)
- Pan/Tilt Control (manual pan, manual tilt, auto-pan)
- Receiver Control (wiper, defroster, AUX 1-2)
- Camera Control (home position, camera setting, patrol function)
- Preset Control interlocked to alarm signal
- Built-in Alarm Recover Input/Reset Output
- Built-in RS-485 Terminal
- Joystick
- Preset Data (up/download function, maximum 8 cameras)

```
WV-CU161 SETUP MENU *.***
ALARM SETUP  *
SYSTEM SETUP *
PRESET DATA LOAD *
COMMUNICATION *
```

An Example of Setup Menu

## MAJOR OPERATING CONTROLS



## SPECIFICATIONS

Power Source	120 V AC 60 Hz
Power Consumption	6 W
Camera Input	Composite Video Signal
Alarm input	Max. 4 input
Video Output	Composite Video Signal
Alarm Output	Open Collector Output
RS-485 Terminal	RS-485, full (4 line) or half (2 line) switchable
Lens Control	Zoom
	Focus
	Iris
Pan / Tilt Control	Manual
	Auto Pan
Housing Control	Wiper
	Defroster
	AUX 1.2
Camera Control	Position Select
	Home Position
	Camera Setup
	Patrol Learn Function
	B/W, Color Mode
Memory	Camera Preset Data Upload / Download (Max. 8 cameras)
Alarm	Alarm Buzzer
	Alarm Display
	Auto Reset / Manual Reset
	Alarm Suspend
Ambient Operating Temperature	-10°C - +50°C (14°F-122°F)
Ambient Operating Humidity	Less than 90%
Dimensions	330 (W) x 74.5 (H) x 221 (D) mm (13" (W) x 2-15/16" (H) x 8-11/16" (D))
Weights	2.4 kg (5.28 lbs.)

Specifications are subject to change without notice.  
Dimensions and weight are approximate.  
This product may be subject to export control regulations.

# Panasonic

**Panasonic Security & Digital Imaging Company**  
A Division of Matsushita Electric Corporation of America  
**Security Systems Group**

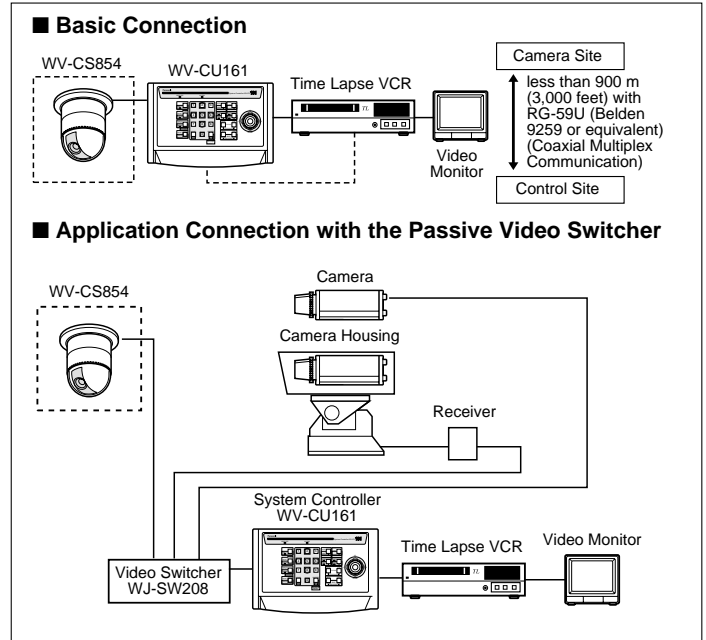
Executive Office: One Panasonic Way 3E-7, Secaucus, New Jersey 07094

Regional Office:

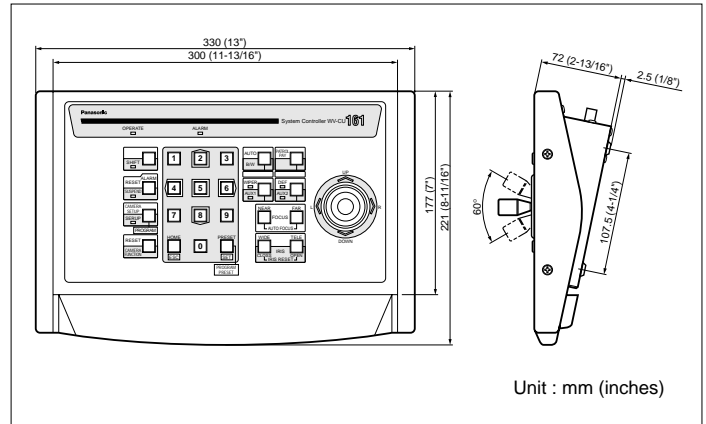
Eastern: One Panasonic Way, Suite 3E-7 Secaucus, NJ 07094 (201) 348-7303

Western: 6550 Katella Ave., Cypress, CA 90630 (714) 373-7840

## SYSTEM CONFIGURATION



## APPEARANCE



## OPTIONAL ACCESSORIES

Super Dynamic II Dome Camera  
**WV-CS854**

- 64-position presettable
- Digital Motion Detector
- Electronic Sensitivity Up
- Automatic Focus
- Max. 300 / Second Panning
- Privacy Zone Masking
- Patrol Learn Function
- B/W, Color Mode selectable
- 22x Zoom / 10x Electronic Zoom



Receiver  
**WV-RC100 / WV-RC150**

Rack Mount Angle  
**WV-Q62**

DISTRIBUTED BY:

**PANASONIC CANADA INC.**

5770 Ambler Drive, Mississauga, Ontario, L4W 2T3 Canada (905)624-5010

**PANASONIC SALES COMPANY**

**DIVISION OF MATSUSHITA ELECTRIC OF PUERTO RICO, INC.**

San Gabriel Industrial Park, 65th Infantry Ave. KM. 9.5 Carolina, P.R. 00630 (809)750-4300