

Component Video & Stereo/Digital Audio CAT5 Extender With Chainable Output
ITEM NO.: YE10DAL, YE02DALR, YE02DALS



YE02DAL is designed for Component Video +Stereo/Digital Audio signal over cost effective CAT5 cable to instead of Component Video and Audio cable. YE02DAL/YE02DALS receiver built in chainable output to cascade the other receiver for working range over 300 meters. It is optimum video performance under long cable run and perfect for multiple monitor display.

This AV Extender is the smart, fast and cost-effective, eliminates costly and bulky Component Video and Audio cable and the most efficient way to move multimedia content from player to display. Used in pairs, the Component Video & Audio Extender is used in shopping malls, public address systems, airports, train & bus station, boardrooms, trade shows, computer based training application.

**YE10DAL 1 in 11 Out Component & Stereo/Digital Audio CAT5 Extender
Distribution Amplifier In 1U Rack Mounting Panel**

- Extends Component Video and stereo/digital audio over one UTP CAT5 cable.
- Supports high resolution up to 1080p.
- Long range transmission up to 300 meters (Max.)
- **Dual output: 1 Component Video loop output for local, plus 10 x CAT5 RJ45 output for remote side.**
- **Built in one loop out allows cascading connection multi units for larger display system.**
- Audio by digital encoding process for sound undistorted.
- Digital audio support coax and optical input, auto selection.
- **CAT5 receiver option model: YE02DALR, YE02DALS**

Option Model:

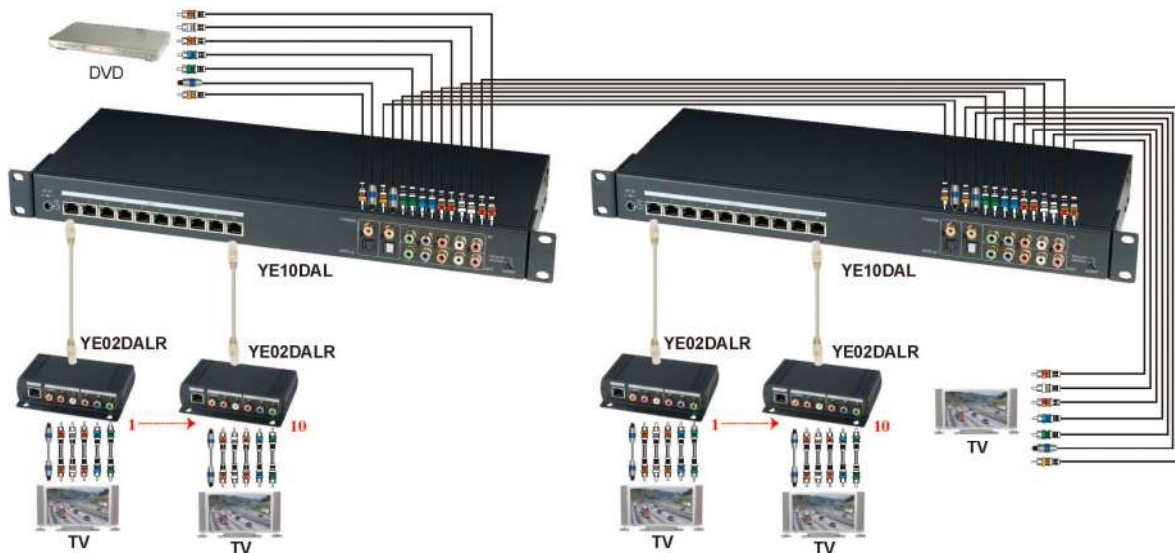
YE02DALR Component Video with Stereo Audio CAT5 Receiver – Chainable function

- **Work with YE10DAL as receiver for extra remote component Video display equipment.**
- **It could be daisy chained for another YE02DALR to extended working range over 300 meters and multiple displays.**
- Built in equalization, gain adjustment.
- Built in LPCM 44.1K / 48K 16Bit stereo audio decode function, digital & analog audio could be output simultaneously.
- Support Dolby Digital (AC3) & DTS digital output. (pass through).

YE02DALS Component Video & Stereo/Digital Audio CAT5 Receiver– Built in Skew Corrector

- Work with YE02DAL CAT5 VGA transmitter as a high quality receiver.
- Built in RGB skew adjustment for the optimum video performance under long cable run.
- It could be daisy chained for another YE02DALS to extended working range over 300 meters and multiple displays.
- Support analog stereo audio and digital audio.
- Digital transmission on analog stereo audio for sound undistorted. (Dolby Digital,AC3, DTS passed through)
- Supports hi resolution up to 1080p.
- Long range transmission up to 300 meters (Max.)
- Built in LPCM 44.1K / 48K 16Bit stereo audio decode function, digital & analog audio could be output simultaneously.
- Support Dolby Digital (AC3) & DTS digital output. (pass through).

Installation View:

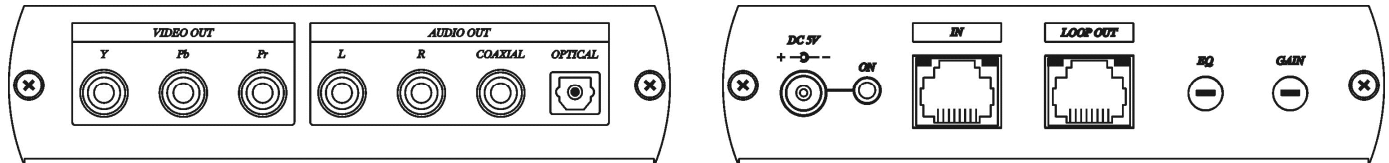


Panel View:

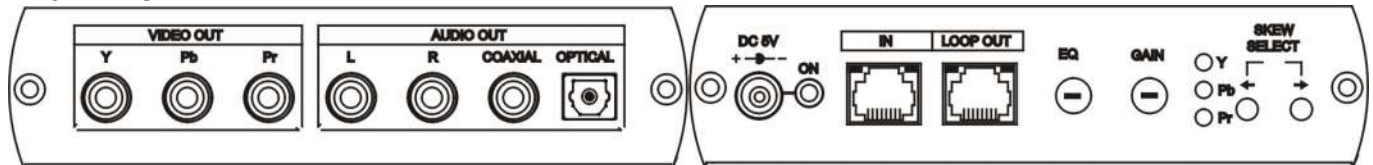
YE10DAL



YE02DALR



YE02DALS



Cable:

Video Link cable use high quality CAT5E UTP/STP or CAT6 UTP cable.

Please noted STP cable could enhance noise rejection, but also less transmission range and picture sharpness quality.

RJ45 Define:

Link Cable (TIA/EIA-568-B)

- | | |
|-----------------|------------|
| 1. Orange-white | Video Pb - |
| 2. Orange | Video Pb + |
| 3. Green-white | Video Y - |
| 4. Blue | Audio + |
| 5. Blue-white | Audio - |
| 6. Green | Video Y + |
| 7. Brown-white | Video Pr - |
| 8. Brown | Video Pr + |

Connection Port:

YPbPr IN	Video signal input
YPbPr OUT	Video signal LOOP OUT output
AUDIO IN	Analog stereo audio input.
AUDIO OUT	Analog stereo audio input LOOP OUT output
COAXIAL IN	Coax digital audio input.
COAXIAL OUT	Coax digital audio LOOP OUT output
OPTICAL IN	Optical digital audio input
OPTICAL IN	Optical digital audio LOOP OUT output
OUT 1 – 10	Remote Cat.5e output
DC 5V	Power input
CONSOLE	Reserve

LED Indication:

Bule	Power ON/OFF.
RJ45 Green	ON/OFF Video Signal
	Flash Non-Detected Sync Signal
RJ45 Yellow	ON/OFF Digital Audio Signal
	Flash Analog Audio input distortion

ON/OFF Instruction:

AUDIO	←	select digital audio input
	→	select analog audio input

Auto Selection Digital Audio Input:

When audio input select "digital audio", it will auto select the audio signal with input one, either from coax or optical fiber.

When optical fiber and coax both with digital audio input, it will select optical fiber as priority.

When digital audio input disconnect over 0.5 seconds, it will auto re-detect the new digital audio input source.

Caution:

1. The wiring must away from any equipment with electromagnetic wave, i.e.: microwave, cell phone, wireless AP, radio equipment, power lines in order to avoid interference or affect picture quality , reliability.
2. Long CAT5 run will cause Skew picture, to use YE02DALS receiver with skew corrector function to eliminate Skew.

Installation Tips:

Due to the inside of CAT5 cable that the pairs of wires are twisted at different rates, AND the different quality on cable itself and installation that will cause different signal arrival time at each pair. If there are big different at arrival time, that will cause skew status. This is seen on the monitor as separation, or lack of convergence in colors. Normally it happens on long CAT 5 cable runs.

